

**Social Media Platforms for Politics: A Comparison of Facebook, Instagram, Twitter,
YouTube, Reddit, Snapchat, and WhatsApp**

Shelley Boulianne (Primary and Corresponding Author)

Weizenbaum Institute for the Networked Society

Hardenbergstraße 32, 10623 Berlin, Germany

sjboulianne@gmail.com

ORCID 0000-0002-8951-1098

Christian P. Hoffmann

Institute of Communication and Media Studies, University of Leipzig

Michael Bossetta

Department of Communication and Media, Lund University

Funding was provided by a Social Sciences and Humanities Research Council (SSHRC) Insight Grant (435-2019-04-94) and Canadian Heritage.

Social Media Platforms for Politics: A Comparison of Facebook, Instagram, Twitter, YouTube, Reddit, Snapchat, and WhatsApp

Abstract:

Citizens have increasingly diversified their use of social media platforms raising questions about which platforms are adopted and for what purposes. We use survey data from four countries (Canada, France, the US, and the UK) gathered in 2019 and 2021 (n=12,302) about Facebook, YouTube, Instagram, Twitter, Reddit, Snapchat, and WhatsApp. Political ideology predicts the adoption and political uses of all platforms, but Reddit, Snapchat, and WhatsApp are distinctive. Right-wing users are more likely to report exposure to and posting of political content on these platforms; this pattern is consistent across all four countries. We relate these findings to the distinct network features compared to other platforms. Our large sample size allows us to document a funnel process where large numbers adopt a platform, fewer see political content, and even fewer post. In this funnel process, ideological differences become larger. The findings have implications for the formation of homogeneous communities.

Keywords: social media, politics, political ideology, political expression, comparative

Social Media Platforms for Politics: A Comparison of Facebook, Instagram, Twitter, YouTube, Reddit, Snapchat, and WhatsApp

Facebook has been the most popular social networking site since 2012, while other platforms, such as Instagram, have increased their adoption rate (Auxier and Anderson, 2021). Based on a survey conducted in 50 countries, Kemp (2023) reports that people use, on average, seven different social media platforms, making it important to study a variety of platforms rather than focus on Facebook. As the digital media landscape continues to diversify, social media platforms offer different models of interaction and content that vary along their digital architectures (Bossetta, 2018). Although citizens ultimately decide which platforms to use and how, the features offered by a platform's architecture can attract certain types of users and shape how a platform is subsequently used for political purposes.

We use a comparative approach to study the adoption and political uses of seven platforms (Facebook, Instagram, Twitter, YouTube, Reddit, Snapchat, and WhatsApp), capitalizing on a large sample size that enables a platform-specific analysis. Theoretically, we compare these platforms based on their networking features. Our conceptual framework highlights the importance of both "structural" (user connectivity, anonymity, and privacy settings) and "social" features (perceived audiences, temporary vs. strong ties, and social norms of interaction). We argue that networking features relate to patterns of platform adoption, exposure to political content, and willingness to post political information on these platforms. We cannot directly observe how networking features shape user experiences on a platform. However, by comparing seven different platforms and their political outcomes (exposure and posting), we can gather insights about how differing networking features might explain the adoption and political uses of these platforms.

Furthermore, since political ideology is integral to current academic debates surrounding echo chambers and political polarization (Bail, 2022; Kubin and von Sikorski, 2021), we examine the role of political ideology in the political uses of the seven platforms under examination. We consider two questions. First, what is the role of political ideology in the adoption of social media platforms and their use for political information and content sharing? Second, how do these relationships differ by platform?

This study examines citizens' adoption and political utilization of seven platforms across four countries (Canada, France, the United States, and the United Kingdom) and across two time periods (2019, 2021). We use a cross-national survey (n=12,302) to offer robust model testing across similar country contexts (Seawright and Gerring, 2008). Our cross-platform and cross-national analyses significantly advance scholarship by moving beyond a particular country context or the study of a single platform. We find that the ideological differences in exposure to and posting of political content on Reddit, WhatsApp, and Snapchat are consistent in all four countries. We explain this consistent finding in terms of platform features, which may be more important in predicting these online political activities than cultural or institutional differences.

Right-wing users are more likely to post on all social media platforms, which we explain in terms of discontent with mainstream media and a preference for platforms enabling closed, private discussions, such as WhatsApp and Snapchat. Furthermore, we find that right-wing users are more likely to post on Reddit compared to left-wing or moderate users, which we explain in terms of a greater comfort posting in anonymous spaces with temporary connections. These findings have implications for discourse around echo chambers in terms of creating settings for like-minded discussion on specific platforms. Also, if different groups use different platforms, the public sphere may be divided, limiting opportunities to discuss policies and identify a compromise solution to political issues.

Literature Review

Key Definitions

We use the broad definition of social media offered by McCay-Peet and Quan-Haase (2017, p. 46) as Internet-based “services that allow individuals, communities, and organizations to collaborate, connect, interact, and build a community by enabling them to create, co-create, modify, share, and engage with user-generated content.” We are particularly interested in social media as services enabling the reception, creation, and sharing of political content (Ruess et al., 2023). Accordingly, for this study, we define political uses of social media as consuming and/or posting of political content.

Newman et al. (2021) examine news exposure on numerous platforms in various countries (see Appendix Table 1), finding that news or political information is a small component of people’s online content. Nonetheless, this content sharing has significant impacts on political participation (Boulianne, 2019) as well as on trust, knowledge, populism, polarization, and echo chambers in news exposure (Lorenz-Spreen et al., 2022). While the *Digital News Reports* focus on news and current events, we use a broader definition of political content. When discussing exposure to and posting of political content, we include current events in the world, news about elections, information about political figures, information about government performance, debates about public policy, and other political issues.

We are interested in the role of ideology in the adoption and political uses of social media platforms. Ideologies “crystallize and communicate the widely (but not unanimously) shared beliefs, opinions, and values of an identifiable group,” “describe or interpret the world as it is,” and “envision the world as it should be” (Jost et al., 2009, p. 309). The right-left distinction is the most commonly applied contrast in analyzing ideology (Jost et al., 2009). Some studies employ

party preference or partisanship as an indirect measure of ideology. However, political parties can change their ideologies, and measures of partisanship pose challenges for cross-national comparative research.

Political Ideology

Political ideology may affect if and how citizens use social media for politics. Political ideology affects users' level of exposure to news, with right-leaning individuals more prone to avoid traditional news based on a 35-country study (Toff and Kalogeropoulos, 2020) and more likely to follow politicians on Twitter who share their ideological position (Wojcieszak et al., 2022). In the US, Pew Research demonstrates that Democrats are more likely than Republicans to use various social media platforms (Vogels et al., 2021), but more recently, Republicans are more likely to post on Twitter compared to Democrats (Chapekis and Smith, 2023). Political ideology (Kaiser et al., 2022: Germany) and ideological extremity (Skoric et al., 2022: UK, US, and France) also affect the maintenance (or severing) of social ties on social media. Online interactions on Twitter with cross-partisans can further fuel partisanship (Bail et al., 2018). Finally, politically polarized users tend to share more negatively connotated content online on Twitter (Weismueller et al., 2022).

Merely focusing on polarized or politically extreme citizens may obscure some distinctions particular to parts of the political spectrum, as noted based on a US study (Grossmann and Hopkins, 2015). Right-wing citizens may be less likely to consume mainstream news media because they perceive these media as biased as noted in US-based research (Brenan, 2021; Lee, 2005), especially those on the far right (Kakavand, 2023). Due to their perceived media hostility, they may seek alternative news sources, including those shared and discussed on social media platforms. Of course, using social media for politics may further add to hostile media perceptions,

as observed in the US (Weeks et al., 2019). Hostile media perceptions have been found to fuel political expression on social media as a form of corrective action (Barnidge and Rojas, 2014) as noted in research in Colombia.

Social media may offer a space to discuss alternative viewpoints, creating counter-publics. However, which spaces are used by whom may differ. For example, using digital trace data about people's following patterns to determine their ideological preferences, Freelon (2019) claims the "center left" is the largest user segment on Twitter. Munger and Phillips (2022) argue that posting and viewing of content on YouTube are biased toward the right; likewise, Knüpfer et al. (2023) analyze YouTube content and find an increase in topics associated with the alt-right. At the same time, several alternative social media platforms have sprung up to cater to right-wing users, specifically, such as Gab, Parler, or Truth Social. This pattern is explained in terms of those on the right assuming politically hostile content moderation by major social media platforms based on studies conducted in the US (Barrett and Sims, 2021; Vogels et al., 2020). We examine these patterns (and related theories) beyond the US context. We propose a first research question:

RQ1: What is the role of political ideology in a) the adoption of social media platforms, b) exposure to, and c) posting of political content?

Platform Differences

We compare seven social media platforms based on their networking features. Conceptually, we argue that platforms can be distinguished by both their "structural" and "social" networking features." "Structural" networking features refer to aspects of the platform architecture that directly enable, constrain, or shape user interactions. These features govern users' ability to connect (user connectivity), opt out of being located on the platform (privacy), and reveal or cloak their offline identity (anonymity). In contrast, the "social" element of networking emerges

from users' perceptions about the interests of the platform's audience, the type of ties users can establish (strong and enduring versus weak and short-term), and social norms around interaction. While the social element of a platform's networking features can vary at an individual or cross-cultural level, a platform's *structural* networking features are more stable across contexts. For a more comprehensive assessment of platform affordances, see Kakavanda's (2023) systematic review.

Structural networking features: We distinguish three distinct yet interrelated categories of structural network features: user connectivity, privacy, and anonymity (Table 1). User connectivity refers to how connections between accounts are initiated and established (Bossetta, 2018). Here, we consider whether the platform supports an open (follow) versus closed (friend) connectivity structure. An open connectivity structure could facilitate political uses by making user-generated content more visible and accessible. At the same time, some users may not wish to share their political thoughts publicly and thus be more politically engaged on platforms with a closed connectivity structure (e.g., if they fear social repercussions). Some platforms, such as Reddit and YouTube, do not prioritize horizontal network formation, which is secondary to a vertical model of content subscription to creators (YouTube) or interest-based topics (Reddit). Three platforms (Instagram, Twitter, and Snapchat) allow users to toggle how connectivity occurs, directly affecting privacy. In a systematic review of 56 studies on social media affordances and the far right, Kakavand (2023) points to the lack of research on identifiability (and related concepts of anonymity and privacy).

Default privacy settings are also important, as some platforms (Twitter, Instagram, and Snapchat) allow users to adjust these settings to increase or decrease privacy (Table 1). The literature on privacy and political uses of social media suggests that privacy concerns discourage political expression - except for highly politically interested or engaged individuals (Hoffmann &

Lutz, 2023). Social norms on a platform shape whether a user decides to change the default privacy settings. For example, on Twitter, it is possible to increase privacy with a closed account, but this is not the norm. On social media, especially, users tend to focus on social or so-called horizontal privacy, i.e., the protection of personal data vis-à-vis other users (Quinn et al., 2019). Mitchelstein et al. (2021) compare Twitter, Facebook, WhatsApp, and Instagram, pointing out that there could be differences in political expression due to privacy and the degree to which the content is public versus private. However, their study is limited in that they did not measure political expression on these specific platforms.

Platforms differ in the extent to which they allow users to be anonymous, incentivize users to disclose their offline identity, or leave the choice up to the user. The privacy settings of some platforms, i.e., Instagram and Twitter, allow users not to disclose their identity. Anonymity relates to political expression, with some arguing that it might facilitate uncivil political discourse (cf., Jaidka et al., 2022). Reddit is a distinctive platform compared to Facebook and Twitter (Table 1), as users can maintain some degree of anonymity because the platform does not require identity verification, which may increase users' willingness to engage in (uncivil) political discussions (Proferes et al., 2021).

[insert Table 1 here]

Social networking features: While structural features are important, users' agency and perceptions are also critical to adoption and political uses of platforms. We focus on three "social" elements: perceived audience, social ties, and social norms.

Users can choose to adopt and use platforms in different ways. Politics is only one content genre available to social media users (Newman et al., 2021; Wojcieszak et al., 2023), who may utilize platforms primarily for non-political purposes such as entertainment, networking, or to promote one's identity (Alhabash and Ma, 2017; Boczkowski et al., 2018; Kircaburun et al.,

2020). Kemp (2023) reports that Facebook users' most popular motive is connecting with family and friends, Twitter users' is current events and news, Reddit users' is fun or entertainment, and Instagram and Snapchat users' posting of photos and videos. On Twitter, there may be a perceived audience for political content.

Users' motivation to use specific platforms depends on their prior interests and perceptions about the types of networks on different platforms. People adopt platforms based on where their networks or friends are (McCay-Peet and Quan-Haase, 2017). In this case of 'network effects,' we might see ideology driving the adoption of particular platforms to the extent that people want to form spaces with like-minded others, as documented in cross-national studies (Gil de Zúñiga et al., 2022; Kalogeropoulos, 2021). Users may seek out spaces where their friends are discussing political topics that interest them; in other words, there are norms supporting political discussion. Furthermore, users may feel more comfortable expressing their own views within these networks if they believe the space is composed of people supporting their viewpoints (Valeriani and Vaccari, 2018).

The nature of social ties (strong vs. weak; temporary vs. enduring) are also important. Having enduring ties, such as on Facebook and Instagram, may decrease the posting of political content to avoid potential political conflict, albeit this relationship likely depends on political interest (Valeriani and Vaccari, 2018). WhatsApp has a very different network structure from Reddit and YouTube. People use WhatsApp to maintain existing relationships more so than explore new ones (Kircaburun et al., 2020). The contact list is restricted to those with whom one has shared their cell phone number, indicating a close connection. This application "enables perpetual contact in relatively more intimate, closed, and controlled environments" (Valenzuela et al., 2019, p. 5). Gil de Zúñiga et al. (2021, p. 201) further argue that WhatsApp offers

immediacy and privacy, which creates a “private and controlled environment for discussion, where users feel safer and less vulnerable to social sanctions.”

Similar to WhatsApp, Snapchat includes these extended privacy settings and offers the immediacy of messaging as well as more intimate network ties (Valeriani and Vaccari, 2018). However, Snapchat is distinctive in relation to greater self-expression and more playful social interactions, supported by the ephemerality of messages and the lack of permanent content (Bayer et al., 2016). In the case of WhatsApp and Snapchat, exposure to political content may depend on whether one’s contacts are interested and post content; willingness to share political content may depend on one’s perceptions about their contacts’ political interest (audience) and posting behaviour (norms). In both cases, the closed network structure may increase the sharing of political content among like-minded others because such partisan outrage sessions are not publicly accessible and the platforms offer a safe space for these disclosures. In a study of Spanish citizens, Lobera and Portos (2022) argue that right-wing users disproportionately seize these advantages.

Both structural and social features of a network shape the adoption and political uses of platforms. We propose a second research question to explore these platform differences:

RQ2: How do platforms with different network features vary the role of political ideology in a) the adoption of social media platforms, b) exposure to, and c) posting of political content?

Methods

This paper uses survey data gathered in four countries in 2019 and 2021 (n=12,302). The sample is based on an online panel with quotas used to ensure representation of the population in each country (sex, age, education). For age, sex, and education, the sample characteristics match each country’s census or official statistics. We report on the same version of these variables used

for establishing the census-based quotas, which means dichotomizing the variables. For sex, females are coded as 1 (males as 0). For education, we coded as 1 any respondent with some post-secondary education; all others are coded as 0. Respondents had to be at least 18 years old to participate. For age, we introduced a series of age groups and then used seniors (aged 65 years or more) as the comparison group. Approximately 51% of the sample are female and 51% have some post-secondary education. The pooled sample comprises of 11% young adults and 23% seniors, then about 16% in each of the other age groups. The sample in each country mimics the population characteristics. For a more detailed comparison of sample and population characteristics, see Table 2.

[insert Table 2 here]

The survey was administered by Lightspeed Kantar Group to 3,200 people from the United States, 3,042 from the United Kingdom, 3,010 from France, and 3,107 from Canada. Each year in each country, there were roughly 1,500 respondents; each year included a new set of respondents. The surveys were conducted in October 2019 and February 2021. The countries were chosen with Canada as a focal point given the funding source; UK and France are the settler societies for Canada and the US is Canada's only neighbour. These countries are well-established, stable democracies (Freedom House, 2021 scores: US = 83, UK = 93, France = 90, and Canada = 98) so we are model-testing using similar country contexts (Seawright and Gerring, 2008). This large sample enables a platform-specific approach while retaining a large sample for analysis. For example, our smallest subsample of platform users is for Reddit, which is a critical platform, theoretically and empirically. We have more than 2,800 Reddit users, ensuring sufficient statistical power. With this smallest sample size of 2,800 Reddit users, we can detect effects as small as .05 (.75 power level) (Ellis, 2010, p. 140).

The survey funding is from (Canadian) Social Sciences and Humanities Research Council (Grant No. 435–2019–04–94). The surveys received human subjects ethics approval before implementation (file numbers: 101662 and 101856). The data file and replication files are available at <https://doi.org/10.6084/m9.figshare.25897726>.

Dependent Measures: The 2019 and 2021 surveys asked about different platforms, but this study focuses on the seven platforms included in both surveys. We added the year of data collection to reflect the possible differences between the 2019 and 2021 samples. The survey questions ask respondents to report on their use of platforms in the past 12 months, covering election periods in three of the four countries (Canada 2019, UK 2019, US 2020). Analyzing the 2019 data (electoral context in Canada, UK) separately from the 2021 data did not reveal any differences based on electoral versus non-electoral contexts.

We asked about the frequency of platform use in the past 12 months, offering responses of never, rarely, sometimes (time to time), and often. For analyzing platform adoption, we dichotomized the variable into non-use (never) and use (other responses) because the distributions were highly skewed, especially for platforms with low adoption (see the Appendix for the analysis using the original version of the variable). Furthermore, the dichotomized variable about adoption helps us match our statistics to Pew estimates (Auxier and Anderson, 2021; Chapekis and Smith, 2023; Vogels et al., 2021) and the *Digital News Report* (Newman et al., 2021), which are both reported as use/non-use (see Appendix Table 1). For those using a platform, we asked follow-up questions about exposure to political content and posting political content.

Measures based on self-reports have problems related to recall (Guess et al., 2019) and over-reporting (Haenschen, 2020). Haenschen (2020) finds that the discrepancy between self-reports and digital trace data is larger for sharing news on Facebook compared to sharing political

pages on Facebook. She also finds that over-reporting is higher among the most active Facebook users. Dichotomizing our variables into “post” versus “did not post” helps to address this over-reporting issue among active users. She also encourages scholars to include political interest as a predictor to account for this issue, which we have done.

In terms of asking about exposure to political information, we used current advice about improving the accuracy of self-reports to measure exposure to political information. Comparing self-reports in surveys and digital trace data, Guess et al. (2019) find some discrepancies that can be fixed by defining ‘political’ content. They recommend that surveys provide topics to be included. As such, we prompted respondents: “Please think about current events in the world, news about elections, information about political figures, information about government performance, debates about public policy, and other political issues.” Then, we asked respondents how often they saw this type of content and how often they posted this type of content on the platform in the past 12 months. Specifically, we asked, “During the past 12 months, how often have you seen this type of content when you are using [site name]?” After this question, we asked, “During the past 12 months, how often have you posted this political content on [site name]?” We focus on posting political content because this measure offers clarity related to our narrative on digital architecture, but there are many ways to measure political expression on social media (see Lane et al.’s (2022) review of 66 studies). To simplify the analysis, we dichotomized both exposure to and posting of political content due to an extreme skew in the distributions, especially for the rare activity of posting political content. However, the analysis using the original variables can be found in the Appendix; this analysis proves the robustness of our findings using both measurement approaches.

Key independent variable: To ease the interpretation of logistic regression coefficients, we dichotomized all variables. For ideology, we used an 11-point scale and coded the four lowest

categories as “left-wing” and the four highest categories as “right-wing.” This scale is popular in the scholarship about social media and political polarization (see systematic review by Kubin and von Sikorski, 2021). Those who provided a number in the middle of the scale, or responded “don’t know” or “neither left nor right” are the reference group for analysis. Using political ideology instead of partisanship is common in international surveys such as Toff and Kalogeropoulos (2020) and Skoric et al. (2022), as well as surveys outside the US (Kaiser et al., 2022). Approximately 19% of the sample is left-wing (US: 19.06%, UK: 16.40%; France: 19.71%; and Canada: 20.08%) and approximately 26% of the sample is right-wing (US: 33.72%, UK: 24.79%; France: 24.26%; and Canada: 18.93%). In the Appendix, we replicate the analysis and findings using the original versions of political ideology, providing a robustness check of all results.

Control Variables. Aside from the sociodemographic variables mentioned above, we include political interest as a control variable. Respondents were asked, “How interested would you say you are in politics?” For political interest, we coded those with no or little interest as 0; those reporting to be fairly or very interested were coded as 1. There are significant cross-national differences in political interest (US: 63.91%; UK: 57.13%; France: 41.20%; and Canada: 54.93%). Overall, 54% of the sample reported some level of interest in politics. As noted, the Appendix includes a robustness check using an analysis of the original political interest variable. Specifically, using the dichotomized political interest variable, we find that this variable is statistically significant in all 21 regression models presented in this paper. Likewise, using the original version of the political interest variable, we find that political interest is statistically significant in all 21 regression models presented in this paper.

Findings

We begin by presenting some descriptive findings on platform adoption and uses. We note some cross-national differences but overall, the variations across platforms are larger than differences by country. We then discuss bivariate correlations for the role of ideology on adoption, exposure, and posting across seven platforms and four countries. Correlations are ideal for comparisons across platforms and countries. Finally, we further explore ideological differences (RQ1) across platforms (RQ2) based on multivariate logistic regression analyses. We present regression analyses for all three dependent variables: a) adoption, b) exposure to political content, and c) posting of political content across seven platforms, which produces 21 regression models. Findings related to our research questions are highlighted in the figures.

Descriptive findings. Regarding platform use (Table 3), YouTube and Facebook are the most popular (82% and 77%). Instagram, Twitter, and WhatsApp have similar proportions of users (40% of the sample). For WhatsApp, there are strong cross-national differences in use, with 65% of respondents from the UK using this platform compared to 24% of respondents from the US. Snapchat (29%) and Reddit (23%) have the smallest proportion of users. Reddit is most popular in the US (31%) and least popular in France (13%). Our estimates for Twitter and Reddit are higher than Pew estimates for the US population (Auxier and Anderson, 2021).

As mentioned, for the subset of users of specific platforms, we asked two follow-up questions: a) have you seen political content on this platform? and b) have you posted political content to the platform? Facebook (75%), Twitter (76%), and Reddit (69%) have the highest rates of exposure to political content (Table 3). Regarding cross-national differences in exposure to political content on a given platform, these differences are largest for WhatsApp; 63% of US respondents reported seeing political content on this platform compared to 35% of respondents from the UK.

Across all platforms, the rate of posting political content ranges from 20% (YouTube) to 46% (Reddit). WhatsApp use for posting varies by country; 57% of US respondents vs. 23% of UK respondents use this platform to post political content. Given the cross-national differences, we include country variables (a series of dummy variables with the US as the reference point) in the multivariate analysis.

[insert Table 3 here]

Correlational analysis. In Table 4, we present the correlation matrices for political ideology and platform uses for each country. These simple statistics illustrate a consistent pattern of ideological differences, particularly in relation to right-wing users and political uses of the platforms (exposure to and posting of political content). Focusing on the largest correlations in the table, we see that right-wing users are more likely to post content on Reddit. In the US, this coefficient is .35; in the UK, it is .37; in France, it is .22; and in Canada, it is .29. The right-wing biases are consistently positive and significant across the four countries.

The US sample tends to yield the highest positive correlations between right-wing ideology and the key variables, but this is not always the case. For example, for right-wing ideology and exposure to political information on Reddit, the two European countries have larger correlations (.21) compared to the US (.13). Snapchat shows a similar pattern (US = .19 versus UK = .26). For right-wing ideology and posting political content on Snapchat, the UK (.34) and Canada (.31) have larger correlations than in the US (.26). In summary, the US is not exceptional or the deviant case; in many cases, the correlations for the Canadian sample mimic those of the US, especially in terms of right-wing ideology and posting on Facebook and YouTube.

[insert Table 4 here]

Multivariate regression analysis (RQ1 and RQ2). **(a) Adoption.** Comparing right-wing respondents to those in the middle or without an ideological position (RQ1a), we see greater

adoption of six of the seven platforms (Table 5). For five of the seven platforms, right-wing respondents are more likely to use these platforms compared to left-wing respondents (RQ2a, Figure 1). Snapchat is distinctive in terms of being highly polarized, with those on the left almost 20% less likely and those on the right about 60% more likely to use this platform compared to moderates (Figure 1; Table 5). WhatsApp also has a significant divide based on left vs. right ideological views (Figure 1). Left-wing ideology is not a consistent predictor of adoption (Table 5). Compared to moderates and those without an ideological position, left-wing users are more likely to adopt Twitter, YouTube, and Reddit but less likely to adopt Snapchat. On Facebook, Instagram, and WhatsApp, left-wing ideology does not predict adoption compared to moderates and those without an ideological position.

[insert Table 5 here]

[insert Figure 1 here]

(b) Exposure to political content. The multivariate model is included in Table 6. In relation to RQ1b, right-wing users are more likely to report exposure to political content than moderates (Table 6). Compared to left-wing users, right-wing users are more likely to be exposed to political content on five of the seven platforms (RQ2b, Figure 2). Twitter and Facebook are the exceptions (Figure 2). Snapchat, WhatsApp, and Reddit are distinctive for the stronger ideological differences in exposure; right-wing users of these platforms are more likely to report exposure to political information. As noted, these patterns are consistently positive and significant across the four countries (Table 6).

Compared to moderates and those with no ideological position, left-wing users are more likely to report exposure to political content on Facebook and Twitter but less likely to report exposure on Snapchat and WhatsApp. For the other platforms, there are no differences between those on the left and moderates/no affiliation regarding exposure (Table 6).

[insert Table 6 here]

[insert Figure 2 here]

(c) Posting of political content. The next multivariate model includes similar predictors as the prior analysis, except that we added a measure of self-assessed exposure to political content on the platform to predict posting political content on a platform (see Table 7). Before continuing with our research questions, we consider the connection between exposure to political content and subsequent sharing of political content. WhatsApp and Snapchat are distinctive in the connection between seeing and posting political content. For WhatsApp, exposure to political content increases the odds of posting political content by 35 times; for Snapchat, it is 23 times (Figure 3). We adjusted the y-axis of this scale compared to other figures because the size of these coefficients is substantially greater than those presented in the other figures. As mentioned, Snapchat and WhatsApp are also distinctive in terms of strong ideological divides in the adoption of the platforms (Figure 1).

[insert Table 7 here]

[insert Figure 3 here]

Regarding ideological differences (RQ1c), left-wing ideology is not a consistent predictor of posting political content on different platforms (Table 7). Left-wing ideology does not predict posting to Twitter, Facebook, or WhatsApp. Those with left-wing views are far less likely to post to Instagram, YouTube, Snapchat, and Reddit compared to those in the middle or without an ideological position. Reddit is quite distinctive in the strength of this relationship (RQ2c). For Reddit, right-wing respondents are three times more likely, whereas those on the left are about 50% less likely to post on this platform compared to those in the middle or without an ideological position (Figure 4). For other platforms, those with right-wing views are twice as likely to post

political content compared to those in the middle or without an ideological position. As noted, these relationships are consistently positive and significant across the four countries (Table 4).

[insert Figure 4 here]

Appendix Tables 2, 3, and 4 include robustness tests with the original variables. All key findings are replicated using the original versions of the variables. These key findings are summarized in Table 8. As such, our decision to simplify the variables to address skewed distributions and to enable visualizations of the results did not impact key findings. Snapchat and WhatsApp are distinctive in terms of right-wing ideology predicting the frequency of platform use (RQ1a, RQ2a). As noted in the prior analysis, Snapchat, WhatsApp, and Reddit are distinctive regarding the relationship between right-wing ideology and exposure to political information (RQ1b, RQ2b). However, Reddit is distinctive in relation to the frequency of right-wing users posting political content (RQ2c) but right-wing ideology relates to posting on all social media platforms (RQ1c).

[insert Table 8 here]

Discussion

Facebook has long been the dominant social media platform (Auxier and Anderson, 2021; Newman et al., 2021; Kemp, 2023). However, this platform should not be considered the prototype for social media platforms; platforms differ in their structural networking features particularly privacy, anonymity, and connectivity (Table 1). Throughout the results, we see that Facebook is the exception or deviation in a variety of patterns. Particularly, this platform had some of the smallest correlations between political ideology and adoption, exposure to political content, and posting political content (Figures 1, 2, 4), which means the networks are ideologically heterogeneous. This platform has a closed network structure (Table 1), which might

motivate political expression, but the platform has a large user base and does not offer anonymity as Reddit and YouTube do (RQ2). Also, Facebook served as a general-purpose platform that addressed a variety of needs (Alhabash and Ma, 2017; Boczkowski et al., 2018; Kircaburun et al., 2020), which may lead users to avoid overtly political discussions (Miller et al., 2016). Indeed, if the user does not perceive there to be a receptive audience on Facebook for political content, they will refrain from posting. However, if the user perceives that there is a good deal of political content on the platform (exposure), social norms may lead them to provide additional political content (posting).

We offer consistent evidence that Reddit, Snapchat, and WhatsApp are distinctive in the results (Table 8). Snapchat and WhatsApp are instant message applications that create intimate ties among known users (Boczkowski et al., 2018; Gil de Zúñiga et al., 2021, Valenzuela et al., 2019; Valeriani and Vaccari, 2018). Both services offer higher privacy settings than Twitter or Facebook (Table 1). Political ideology strongly predicts experiences on these platforms, particularly for adoption and exposure to political information (RQ2). For both WhatsApp and Snapchat, exposure to information is strongly linked to posting political information because if one receives information from a (close) social tie, one may feel more compelled to respond to this information. In other words, the user gets a strong sign that the audience is interested in politics and thus, replies by posting their own political content. The combination of receiving political posts and posting this content establishes a social norm for (political) platform use. The closed networks combined with strong ideological biases in adoption enable political discussion on like-minded networks, which may contribute to political polarization (RQ2).

While Valenzuela et al. (2019) did not find that political ideology predicted posting political content to WhatsApp in Chile, we do find such differences in our cross-national study. Our seven-platform comparison supports Valeriani and Vaccari's (2018) claim that WhatsApp

and Snapchat are ideal spaces for sharing content among like-minded network members. They find that those on the political extremes (either left or right) were slightly more likely to post political content on MIMS compared to moderates. They explain these findings in terms of MIMS users censoring themselves on other platforms and instead discussing politics on MIMS, because of the more intimate, closed, and controlled settings offered by these applications (Valeriani and Vaccari, 2018). Our findings suggest these dynamics are more important for right-wing users. Future research should include Latin American countries, such as Chile, Western democracies (Valeriani and Vaccari, 2018), and other countries to determine the broader relevance of these theories and findings.

Right-wing users are distinctive in their patterns of social media use (RQ1). They are more likely to post political content on all platforms. Chapekis and Smith (2023) find that Republicans are more likely to post on Twitter than Democrats. While Koc-Michalska et al. (2021) find that those with right-wing views (in the US and UK) are more likely to post political content on Facebook and Twitter, we see this pattern on all seven platforms considered. While the scholarship has focused on the US context, the US is not a deviant case and the role of right-wing ideology is consistently positive and significant across the four countries. We relate these findings to previous insights on right-wing individuals perceiving mainstream media as politically hostile (Brenan, 2021; Lee, 2005), which may inspire social media use as an alternative source of information and forum of political discourse. In previous scholarship, this theory has been used to explain the media consumption of those on the far right (Kakavand, 2023). Similarly, political expression in social media has been described as a form of corrective action (Barnidge and Rojas, 2014). Previous studies find that right-wing media content generates more social media engagement than liberal media content (González-Bailón et al., 2022). Right-wing users, in particular, may use social media to find a sense of community among like-minded

individuals (Lobera and Portos, 2022) and once they are on these platforms, they are more likely to post because they use these platforms to offer a counter-narrative (or create a counter-public) to mainstream media.

In contrast, left-wing users may feel more represented by established media institutions (cf., Fletcher et al., 2021 for US case, in particular) and thus, do not feel as compelled to adopt social media platforms and use these platforms as tools for political expression. However, these patterns may shift in bursts of hashtag activism, which may be more popular on the left (Freelon et al., 2020).

Looking across our three dependent variables (adoption, exposure, and posting), we see that the ideological divide becomes greater when we move from the overall user group to those who are exposed to political content to those who post content (RQ1). In other words, large numbers adopt a platform, fewer see political content, and even fewer post; in this funnel process, ideological differences become larger. Our large sample size can decipher this pattern. The pattern is also evident when we split the sample into specific countries. For example, the correlation between right-wing ideology and Reddit use ranges between .04 and .09, but the correlations range between .13 and .21 for exposure and then .22 to .37 for posting. However, more research is necessary to disentangle whether this pattern is mainly driven by differing user choices, distinctive platform incentives, or both. In other words, while right-wing users may be particularly motivated to use social media for political expression, content amplification, and networking affordances may further bolster this propensity (cf., Huszár et al., 2022). Based on the 'spiral of silence' theory (Noelle-Neuman, 1974), we could speculate that right-wing users perceive these online spaces as more supportive of their viewpoints and thus, they are more likely to post, while left-wing users may perceive their views as unwelcome.

Our methodology relies on self-reports collected as part of a cross-sectional survey. Studies indicate that self-reports do not align with actual behavior (Guess et al., 2019; Haenschen, 2020). As such, we incorporated advice about how to improve the accuracy of recall. Guess et al. (2019) suggest defining political activities. Still, while the accuracy of self-reports remains a limitation of survey research, we accurately capture respondents' *perceptions* of their political activity across platforms. This is important in light of current debates around perceived platform censorship, which highlights how users' perceptions of political content on platforms – even if not entirely accurate – has a demonstrable impact on people's views about the role of platforms in politics. For example, right-wing users' perceptions of hostile content moderation by major social media platforms (Barrett and Sims, 2021; Vogels et al., 2020) fuel the adoption of alternative platforms on the right (Freelon et al., 2020). Thus, we argue that studying citizens' perceptions of their political information exposure and expression is important, although future research might consider web-tracking data to validate these self-reports.

Conclusion

This paper offers an original contribution by looking at the role of political ideology in platform adoption, exposure to political content, and posting of political content. We identify an ideological divide that becomes greater when we move from the overall user group to those exposed to political content to those who post content. This finding is an important contribution since most scholarship in this field has focused on exposure to and posting political content, but the ideological divide occurs at the point of platform adoption and expands from there. Using a combination of structure (affordances) and social features of networks, we argue that ideology is important in the choice of platforms for use and this choice has downstream effects on exposure to political content and posting political content. The role of ideology differences differs by

platform, which we explain in terms of the unique networking features of Reddit, WhatsApp, and Snapchat. We find these patterns to be consistent across country contexts.

The ideological differences in patterns of use are concerning in terms of democratic health. In particular, the strong ideological differences related to Snapchat, WhatsApp, and Reddit suggest that these platforms might create echo chambers. As noted, echo chambers and their implications on political polarization are key issues related to social media and democracy (Bail, 2022; Kubin and von Sikorski, 2021). Like-minded networks can facilitate extreme views, radicalization, and lower tolerance (Wojcieszak, 2010). On the other hand, these ideological homogeneous spaces could also provide a sense of community and a greater likelihood of participation in civic and political life, which could be interpreted as positive outcomes for democracy. However, an imbalance in posting content to platforms has detrimental effects on the creation of a public sphere. The public sphere within these platforms has limited diversity in opinions. Furthermore, our results suggest a splintering of the public sphere across different platforms, which limits opportunities to hear and understand the other side and settle on a compromise (Mutz, 2006). While Pfetsch (2018) and others had concerns about the Internet contributing to a dissonant public sphere and segmentation into issue publics, social media platforms offer further opportunities to create and sustain these fragmented public spheres.

References

- Alhabash A and Ma M (2017) A tale of four platforms: Motivations and uses of Facebook, Twitter, Instagram, and Snapchat among college students? *Social Media & Society* 1-13. <https://doi.org/10.1177/2056305117691544>
- Auxier B and Anderson M (2021) *Social media use in 2021*. Pew Research Center. <https://www.pewresearch.org/internet/2021/04/07/social-media-use-in-2021/>
- Bail CA (2022) *Breaking the social media prism: How to make our platforms less polarizing*. Princeton University Press.
- Bail CA, Argyle LP, Brown TW et al. (2018) Exposure to opposing views on social media can increase political polarization. *Proceedings of the National Academy of Sciences* 115(37): 9216-9221. <https://doi.org/10.1073/pnas.1804840115>
- Barnidge M and Rojas H (2014) Hostile media perceptions, presumed media influence, and political talk: Expanding the corrective action hypothesis. *International Journal of Public Opinion Research* 26(2): 135-156. <https://doi.org/10.1093/ijpor/edt032>
- Barrett PM and Sims JG (2021) *False accusation: The unfounded claim that social media companies censor conservatives*. NYU Stern.
- Bayer JB, Ellison NB, Schoenebeck SY et al. (2016) Sharing the small moments: Ephemeral social interaction on Snapchat. *Information, Communication & Society* 19(7): 956-977. <https://doi.org/10.1080/1369118X.2015.1084349>
- Boczkowski P, Matassi M, and Mitchelstein E (2018) How young users deal with multiple platforms: The role of meaning-making in social media repertoires. *Journal of Computer-Mediated Communication* 23: 245–259. <https://doi.org/10.1093/jcmc/zmy012>

- Bossetta M (2018) The digital architectures of social media: Comparing political campaigning on Facebook, Twitter, Instagram, and Snapchat in the 2016 U.S. election. *Journalism & Mass Communication Quarterly* 95(2): 471–496. <https://doi.org/10.1177/1077699018763307>
- Boulianne S (2019) Revolution in the making? Social media effects across the globe. *Information, Communication & Society* 22(1): 39-54. <https://doi.org/10.1080/1369118X.2017.1353641>
- Brenan M (2021) *Americans' Trust in Media Dips to Second Lowest on Record*. <https://news.gallup.com/poll/355526/americans-trust-media-dips-second-lowest-record.aspx>
- Chapekis A and Smith A (2023) *How U.S. adults on Twitter use the site in the Elon Musk era*. Pew Research Center. <https://www.pewresearch.org/short-reads/2023/05/17/how-us-adults-on-twitter-use-the-site-in-the-elon-musk-era/>
- Ellis PD (2010) *The essential guide to effect sizes: Statistical power, meta-analysis, and the interpretation of research results*. Cambridge University Press.
- Fletcher R, Robertson CT, and Nielsen RK (2021) How many people live in politically partisan online news echo chambers in different countries? *Journal of Quantitative Description: Digital Media* 1, 1-56. <https://doi.org/10.51685/jqd.2021.020>
- Freedom House (2021) *Freedom in the world, 2021*. Available at: <https://freedomhouse.org/report/freedom-world>
- Freelon D (2019) Tweeting left, right & center: How users and attention are distributed across Twitter. *Knight Foundation*. <https://knightfoundation.org/reports/tweeting-left-right-center-how-users-and-attention-are-distributed-across-twitter/>
- Freelon D, Marwick A, and Kreiss D (2020) False equivalencies: Online activism from left to right. *Science* 369(6508): 1197-1201. <https://doi.org/10.1126/science.abb2428>

French Ministry of Higher Education, Research and Innovation (2017) *Higher education and research in France, facts and figures*. https://publication.enseignementsup-recherche.gouv.fr/eestr/10EN/EESR10EN_ES_20-level_of_education_among_the_general_population_and_among_young_people.php

Gil de Zúñiga H, Ardèvol-Abreu A, and Casero-Ripollés A (2021) WhatsApp political discussion, conventional participation and activism: Exploring direct, indirect and generational effects. *Information, Communication & Society* 24(2): 201-218. <https://doi.org/10.1080/1369118X.2019.1642933>

Gil de Zúñiga H, Cheng Z, and González-González P (2022) Effects of the News Finds Me perception on algorithmic news attitudes and social media political homophily. *Journal of Communication* 72(5): 578-591. <https://doi.org/10.1093/joc/jqac025>

González-Bailón S, d'Andrea V, Freelon D et al. (2022) The advantage of the right in social media news sharing. *PNAS Nexus* 1(3), pgac137. <https://doi.org/10.1093/pnasnexus/pgac137>

Grossmann M and Hopkins DA (2015) Ideological Republicans and group interest Democrats: The asymmetry of American party politics. *Perspectives on Politics* 13(1): 119-139. <https://doi.org/10.1017/S1537592714003168>

Guess A, Munger K, Nagler J et al. (2019) How accurate are survey responses on social media and politics? *Political Communication* 36(2): 241-258. <https://doi.org/10.1080/10584609.2018.1504840>

Haenschen K (2020) Self-reported versus digitally recorded: Measuring political activity on Facebook. *Social Science Computer Review* 38(5): 567-583. <https://doi.org/10.1177/0894439318813586>

- Hoffmann CP, & Lutz C (2023) The contextual role of privacy concerns in online political participation. *European Journal of Communication* 38(4), 363-379.
- Huszár F, Ktena SI, O'Brien C et al. (2022) Algorithmic amplification of politics on Twitter. *Proceedings of the National Academy of Sciences* 119(1), e2025334119.
- Jaidka K, Zhou A, Lelkes Y, Egelhofer J, & Lecheler S (2022) Beyond anonymity: Network affordances, under deindividuation, improve social media discussion quality. *Journal of Computer-Mediated Communication* 27(1) zma019.
- Jost JT, Federico CM and Napier JL (2009) Political ideology: Its structure, functions, and elective affinities. *Annual Review of Psychology* 60: 307-337.
<https://doi.org/10.1146/annurev.psych.60.110707.163600>
- Kaiser J, Vaccari C, and Chadwick A (2022) Partisan blocking: Biased responses to shared misinformation contribute to network polarization on social media. *Journal of Communication* 72(2): 214-240. <https://doi.org/10.1093/joc/jqac002>
- Kakavand, AE (2023) Far-right social media communication in the light of technology affordances: a systematic literature review. *Annals of the International Communication Association*. 1-20. <https://doi.org/10.1080/23808985.2023.2280824>
- Kalogeropoulos A (2021) Who shares news on mobile messaging applications, why and in what ways? A cross-national analysis. *Mobile Media and Communication* 9(2): 336-352.
<https://doi.org/10.1177/2050157920958442>
- Kemp S (2023) *Digital 2023: Global Overview Report*. Retrieved October 30, 2023
<https://datareportal.com/reports/digital-2023-global-overview-report>
- Kircaburun K, Alhabash S, Tosuntaş SB et al. (2020) Uses and gratifications of problematic social media use among university students: A simultaneous examination of the big five of personality traits, social media platforms, and social media use motives. *International*

Journal of Mental Health and Addiction 18: 525–547. <https://doi.org/10.1007/s11469-018-9940-6>

Knüpfer CB, Schwemmer C and Heft A (2023) Politicization and right-wing normalization on YouTube: A topic-based analysis of the “Alternative Influence Network”. *International Journal of Communication* 17, 1-23.

Koc-Michalska K, Schiffrin A, Lopez A et al. (2021) From online political posting to mansplaining: The gender gap and social media in political discussion. *Social Science Computer Review* 39(2): 197-210. <https://doi.org/10.1177/0894439319870259>

Kubin E and von Sikorski C (2021) The role of (social) media in political polarization: a systematic review. *Annals of the International Communication Association* 45(3): 188-206. <https://doi.org/10.1080/23808985.2021.1976070>

Lane DS, Do K, and Molina-Rogers N (2022) What is political expression on social media anyway?: A systematic review. *Journal of Information Technology & Politics* 19(3): 331-345. <https://doi.org/10.1080/19331681.2021.1985031>

Lee TT (2005) The liberal media myth revisited: An examination of factors influencing perceptions of media bias. *Journal of Broadcasting & Electronic Media* 49(1): 43-64. https://doi.org/10.1207/s15506878jobem4901_4

Lobera J and Portos M (2022) The private is political: Partisan persuasion through mobile instant messaging services. *International Journal of Public Opinion Research* 34(1), edab033. <https://doi.org/10.1093/ijpor/edab033>

Lorenz-Spreen P, Oswald L, Lewandowsky S et al. (2022) A systematic review of worldwide causal and correlational evidence on digital media and democracy. *Nature Human Behaviour* 7: 74–101. <https://doi.org/10.1038/s41562-022-01460-1>

McCay-Peet L and Quan-Haase A (2017) What is social media and what questions can social media research help us answer. In: Sloan L and Quan-Haase A (Eds.), *The SAGE Handbook of Social Media Research Methods*. London: SAGE. Ebook pagination, pp. 35-51.

Miller D, Costa E, Haynes N et al. (2016) How the world changed social media (1st ed., Vol. 1). UCL Press. <https://doi.org/10.2307/j.ctt1g69z35>

Mitchelstein E, Boczkowski P and Giuliano C (2021) Platform matters: political opinion expression on social media. *Weizenbaum Journal of the Digital Society*, 1(1): 1-26. <https://doi.org/10.34669/wi.wjds/1.1.5>

Munger K and Phillips J (2022) Right-wing YouTube: A supply and demand perspective. *International Journal of Press/Politics* 27(1): 186–219.

<https://doi.org/10.1177/1940161220964767>

Mutz D (2006) *Hearing the other side: Deliberative vs. participatory democracy*. New York: Cambridge University Press.

Newman N, Fletcher R, Schulz A et al. (2021) *The Reuters Institute Digital News Report 2021 (10th edition)*. https://reutersinstitute.politics.ox.ac.uk/sites/default/files/2021-06/Digital_News_Report_2021_FINAL.pdf

Noelle-Neumann E (1974) The spiral of silence a theory of public opinion. *Journal of Communication* 24: 43-51.

Office of National Statistics (2011) *2011 Census: Key Statistics and Quick Statistics for Local Authorities in the United Kingdom*. <https://www.ons.gov.uk/employmentandlabourmarket/peopleinwork/employmentandemployeetypes/bulletins/keystatisticsandquickstatisticsforlocalauthoritiesintheunitedkingdom/2013-12-04>

Office of National Statistics (2016) *Population estimates for the UK, England and Wales, Scotland and Northern Ireland: mid-2016*.

<https://www.ons.gov.uk/peoplepopulationandcommunity/populationandmigration/populationestimates/bulletins/annualmidyearpopulationestimates/mid2016#main-points>

Pfetsch B (2018) Dissonant and disconnected public spheres as challenge for political communication research. *Javnost-The Public* 25(1-2): 59-65.

<https://doi.org/10.1080/13183222.2018.1423942>

Proferes N, Jones N, Gilbert S et al. (2021) Studying Reddit: A systematic overview of disciplines, approaches, methods, and ethics. *Social Media & Society* 1-14.

<https://doi.org/10.1177/20563051211019004>

Quinn K, Epstein D and Moon B (2019) We care about different things: Non-elite conceptualizations of social media privacy. *Social Media & Society*, 5(3):

<https://doi.org/10.1177/2056305119866>

Ruess C, Hoffmann CP, Boulianne S et al. (2023) Online political participation – The evolution of a concept. *Information, Communication & Society* 26(8): 1495-1512.

<https://doi.org/10.1080/1369118X.2021.2013919>

Seawright J and Gerring J (2008) Case selection techniques in case study research: A menu of qualitative and quantitative options. *Political Research Quarterly* 61: 294-308.

<https://doi.org/10.1177/1065912907313077>

Skoric M, Zhu Q, Koc-Michalska K et al. (2022) Selective avoidance on social media: A comparative study of Western democracies. *Social Science Computer Review* 40(5): 1241–

1258. <https://doi.org/10.1177/08944393211005468>

Statistics Canada (2016) *2016 Census of Population – Age and sex*.

<https://www12.statcan.gc.ca/datasets/Index-eng.cfm?Temporal=2016&Theme=115&VNAMEE=&GA=-1&S=0>

Statistics Canada (2017) *2016 Census of Population – Education*.

<https://www12.statcan.gc.ca/datasets/Index-eng.cfm?Temporal=2017&Theme=123&VNAMEE=&GA=-1&S=0>

Toff B and Kalogeropoulos A (2020) All the news that's fit to ignore: How the information environment does and does not shape news avoidance. *Public Opinion Quarterly* 84(S1): 366-390. <https://doi.org/10.1093/poq/nfaa016>

US Census (2015) *Educational Attainment in the United States: 2015*.

<https://www.census.gov/data/tables/2015/demo/education-attainment/p20-578.html>

US Census (2017) *American Community Survey: Demographic and Housing Estimates*.

<https://www.census.gov/programs-surveys/acs>

Valenzuela S, Bachmann I, and Bargsted M (2019) The personal is the political? What do WhatsApp users share and how it matters for news knowledge, polarization and participation in Chile. *Digital Journalism* 9(2): 155-175.

<https://doi.org/10.1080/21670811.2019.1693904>

Valeriani A, and Vaccari C (2018) Political talk on mobile instant messaging services: a comparative analysis of Germany, Italy, and the UK. *Information, Communication & Society* 21(11): 1715-1731. <https://doi.org/10.1080/1369118X.2017.1350730>

Vogels EA, Perrin A, and Anderson M (2020) *Most Americans Think Social Media Sites Censor Political Viewpoints*. Pew Research Center.

<https://www.pewresearch.org/internet/2020/08/19/most-americans-think-social-media-sites-censor-political-viewpoints/>

Vogels EA, Auxier B and Anderson M (2021) Partisan differences in social media use show up for some platforms, but not Facebook. Pew Research Center.

<https://www.pewresearch.org/short-reads/2021/04/07/partisan-differences-in-social-media-use-show-up-for-some-platforms-but-not-facebook/>

Weeks BE, Kim DH, Hahn LB et al. (2019) Hostile media perceptions in the age of social media: Following politicians, emotions, and perceptions of media bias. *Journal of Broadcasting & Electronic Media* 63(3): 374-392. <https://doi.org/10.1080/08838151.2019.1653069>

Weismueller J, Harrigan P, Coussement K et al. (2022) What makes people share political content on social media? The role of emotion, authority and ideology. *Computers in Human Behavior* 129. <https://doi.org/10.1016/j.chb.2021.107150>

Wojcieszak M (2010) 'Don't talk to me': Effects of ideologically homogeneous online groups and politically dissimilar offline ties on extremism. *New Media & Society* 12(4): 637-655. <https://doi.org/10.1177/1461444809342775>

Wojcieszak M, Casas A, Yu X et al. (2022) Most users do not follow political elites on Twitter; those who do show overwhelming preferences for ideological congruity. *Science Advances* 8 eabn9418 <http://doi.org/10.1126/sciadv.abn9418>

Wojcieszak M, Menchen-Trevino E, Clemm von Hohenberg B et al. (2023). Non-news websites expose people to more political content than news websites: Evidence from browsing data in three countries. *Political Communication*, 1-23. <https://doi.org/10.1080/10584609.2023.2238641>

Table 1. Platform Comparison of Structural Network Features

Platform, Start date	<i>User Connectivity</i>	<i>Privacy</i>	<i>Anonymity</i>
Facebook, 2005	<i>Closed</i>	<i>Low</i> User Search: Easy Custom User Name: No	<i>Low</i> Real Identity: Yes Verification: High
Instagram, 2010	<i>Open by Default Closed by Setting</i>	<i>Medium</i> User Search: Easy Custom User Name: Yes	<i>Medium</i> Real Identity: No Verification: High
Twitter, 2006	<i>Open by Default Closed by Setting</i>	<i>Medium</i> User Search: Easy Custom User Name: Yes	<i>High</i> Real Identity: No Verification: Low
YouTube, 2005	<i>Only to Creators</i>	<i>High</i> User Search: Difficult Custom User Name: Yes	<i>High</i> Real Identity: No Verification: Low
Reddit, 2005	<i>Open (but uncommon)</i>	<i>High</i> User Search: Difficult Custom User Name: Yes	<i>High</i> Real Identity: No Verification: Low
Snapchat, 2011	<i>Closed by Default Open by Setting</i>	<i>High</i> User Search: Moderate Custom User Name: Yes	<i>Medium</i> Real Identity: No Verification: High
WhatsApp, 2006	<i>Closed</i>	<i>High</i> User Search: None Custom User Name: Yes	<i>Low</i> Real Identity: Yes Verification: High

Table 2. Comparison between Survey Statistics and Official Statistics

	US		UK		France		Canada	
	official	survey	official	survey	official	survey	official	survey
Male (0)	49%	48%	49%	51%	48%	49%	49%	47%
Female (1)	51%	52%	51%	49%	52%	51%	51%	53%
High school or less	42%	41%	56%	56%	56%	56%	45%	43%
Post-secondary (1)	58%	59%	44%	44%	44%	44%	55%	57%
18 to 24 years	12%	12%	11%	11%	10%	10%	11%	10%
25 to 34 years	18%	18%	17%	17%	15%	15%	16%	17%
35 to 44 years	16%	16%	16%	16%	16%	16%	16%	16%
45 to 54 years	16%	17%	18%	18%	17%	17%	18%	18%
55 to 64 years	17%	14%	15%	17%	16%	19%	17%	16%
65 years+	21%	23%	22%	21%	25%	23%	21%	23%

Official statistics determined from the following sources: US Census (2015, 2019), Office of National Statistics (2011, 2016), National Institute of Statistics and Economic Studies (2017, 2018), and Statistics Canada (2016, 2017).

Table 3. Descriptive Statistics of Platform Adoption

	ANOVA F-ratio, p-value	All countries	US	UK	France	Canada
Facebook adoption	19.11, p < .001	77.14%	75.38%	74.29%	77.14%	81.75%
Facebook exposure to political info	61.12, p < .001	74.57%	82.59%	70.16%	67.36%	77.48%
Facebook posting political info	30.78, p < .001	33.35%	40.88%	28.32%	32.08%	31.85%
Instagram adoption	5.70, p = .001	44.07%	44.34%	42.44%	42.46%	46.96%
Instagram exposure to political info	37.58, p < .001	57.17%	68.08%	54.07%	48.83%	56.61%
Instagram posting political info	23.46, p < .001	34.94%	43.41%	31.68%	34.98%	29.54%
Twitter adoption	21.27, p < .001	39.54%	41.81%	42.57%	33.59%	40.01%
Twitter exposure to political info	13.85, p < .001	75.69%	80.49%	70.12%	74.48%	77.31%
Twitter posting political info	27.02, p < .001	43.40%	50.22%	35.37%	49.16%	39.74%
YouTube adoption	14.67, p < .001	82.09%	78.72%	82.94%	81.86%	84.97%
YouTube exposure to political info	53.04, p < .001	59.30%	67.69%	52.95%	53.86%	62.46%
YouTube posting political info	21.70, p < .001	20.31%	25.53%	17.36%	20.50%	17.99%
Reddit adoption	113.00, p < .001	23.11%	30.50%	19.46%	13.42%	28.45%
Reddit exposure to political info	9.58, p < .001	68.73%	73.67%	62.33%	72.52%	65.84%
Reddit posting political info	27.88, p < .001	45.50%	47.59%	44.43%	62.62%	36.09%
Snapchat adoption	16.85, p < .001	29.05%	30.13%	26.63%	33.36%	26.13%
Snapchat exposure to political info	22.34, p < .001	55.29%	66.39%	50.62%	51.29%	51.72%
Snapchat posting political info	17.64, p < .001	42.06%	51.56%	37.41%	40.84%	36.95%
WhatsApp adoption	474.05, p < .001	43.22%	24.31%	65.02%	51.76%	33.05%
WhatsApp exposure to political info	64.59, p < .001	42.49%	62.60%	34.65%	40.12%	45.96%
WhatsApp posting political info	108.05, p < .001	32.13%	56.68%	22.55%	30.04%	35.15%

Table 4. Pearson's Correlations of Ideology and Platform Uses

		US		UK		France		Canada	
		Left-wing	Right-wing	Left-wing	Right-wing	Left-wing	Right-wing	Left-wing	Right-wing
Reddit	r	0.06	0.08	0.03	0.04	-0.04	0.09	0.09	0.09
use	p	0.002	<0.001	0.111	0.041	0.025	<0.001	<0.001	<0.001
WhatsApp	r	-0.05	0.15	0.00	0.01	-0.01	0.06	0.01	0.11
p use	p	0.002	<0.001	0.962	0.677	0.711	0.001	0.461	<0.001
Snapchat	r	0.01	0.11	-0.04	0.01	-0.08	0.06	0.01	0.14
use	p	0.751	<0.001	0.048	0.434	<0.001	0.001	0.766	<0.001
Facebook	r	-0.02	0.06	0.00	-0.01	-0.01	0.00	0.03	0.03
use	p	0.218	<0.001	0.799	0.761	0.419	0.846	0.136	0.145
Twitter	r	0.06	0.07	0.08	0.01	0.00	0.06	0.04	0.09
use	p	<0.001	<0.001	<0.001	0.551	0.996	0.001	0.033	<0.001
Instagram	r	0.07	0.06	0.01	0.00	-0.05	0.05	0.05	0.10
use	p	<0.001	0.001	0.415	0.866	0.006	0.006	0.007	<0.001
YouTube	r	0.08	0.02	0.05	-0.02	0.05	-0.03	0.08	0.03
use	p	<0.001	0.249	0.004	0.248	0.003	0.109	<0.001	0.145
Reddit	r	-0.01	0.13	-0.08	0.21	-0.12	0.21	0.01	0.17
poli info	p	0.651	<0.001	0.062	<0.001	0.018	<0.001	0.802	<0.001
WhatsApp	r	-0.18	0.30	-0.03	0.11	-0.03	0.13	-0.05	0.25
p poli info	p	<0.001	<0.001	0.190	<0.001	0.264	<0.001	0.111	<0.001
Snapchat	r	-0.08	0.19	-0.07	0.26	0.03	0.10	-0.09	0.21
poli info	p	0.015	<0.001	0.064	<0.001	0.376	0.001	0.010	<0.001
Facebook	r	0.10	0.08	0.11	0.02	0.05	0.05	0.07	0.09
poli info	p	<0.001	<0.001	<0.001	0.383	0.025	0.015	<0.001	<0.001
Twitter	r	0.08	0.11	0.12	0.09	0.06	0.09	0.06	0.08
poli info	p	0.002	<0.001	<0.001	0.002	0.075	0.004	0.051	0.003
Instagram	r	0.02	0.16	0.00	0.10	0.02	0.11	0.01	0.14
poli info	p	0.561	<0.001	0.888	<0.001	0.586	<0.001	0.786	<0.001
YouTube	r	0.00	0.14	0.04	0.05	-0.01	0.08	0.05	0.12
poli info	p	0.973	<0.001	0.056	0.019	0.782	<0.001	0.015	<0.001
Reddit	r	-0.22	0.35	-0.23	0.37	-0.13	0.22	-0.16	0.29
post	p	<0.001	<0.001	<0.001	<0.001	0.007	<0.001	<0.001	<0.001
WhatsApp	r	-0.18	0.36	-0.05	0.19	-0.06	0.14	-0.08	0.28
p post	p	<0.001	<0.001	0.029	<0.001	0.012	<0.001	0.009	<0.001
Snapchat	r	-0.13	0.26	-0.12	0.34	-0.01	0.17	-0.15	0.31
post	p	<0.001	<0.001	<0.001	<0.001	0.848	<0.001	<0.001	<0.001
Facebook	r	0.04	0.21	0.06	0.15	0.02	0.14	0.00	0.21
post	p	0.073	<0.001	0.007	<0.001	0.461	<0.001	0.868	<0.001
Twitter	r	-0.07	0.28	-0.02	0.25	0.00	0.17	0.00	0.21
post	p	0.017	<0.001	0.571	<0.001	0.990	<0.001	0.945	<0.001
Instagram	r	-0.12	0.26	-0.06	0.27	-0.02	0.17	-0.10	0.25
post	p	<0.001	<0.001	0.043	<0.001	0.566	<0.001	<0.001	<0.001
YouTube	r	-0.13	0.24	-0.08	0.17	-0.06	0.16	-0.08	0.24
post	p	<0.001	<0.001	<0.001	<0.001	0.002	<0.001	<0.001	<0.001

Table 5. Platform Adoption (n=12,302)

	FB Exp(B)	p	Insta Exp(B)	p	TW Exp(B)	p	YouTube Exp(B)	p	Reddit Exp(B)	p	Snapchat Exp(B)	p	WhatsApp Exp(B)	p
Females	1.30	<.001	1.33	<.001	0.70	<.001	0.90	.034	0.57	<.001	1.12	.019	0.99	.828
Post-secondary education	0.98	.722	1.20	<.001	1.20	<.001	1.19	<.001	1.37	<.001	1.08	.125	1.66	<.001
Age 18 to 24	1.96	<.001	23.69	<.001	10.61	<.001	5.25	<.001	57.66	<.001	61.31	<.001	7.65	<.001
Age 25 to 34	2.78	<.001	11.52	<.001	6.26	<.001	4.45	<.001	43.29	<.001	22.07	<.001	5.81	<.001
Age 35 to 44	2.33	<.001	6.78	<.001	5.38	<.001	3.10	<.001	22.57	<.001	11.99	<.001	4.39	<.001
Age 45 to 54	1.65	<.001	3.25	<.001	3.23	<.001	2.28	<.001	8.48	<.001	5.37	<.001	2.16	<.001
Age 55 to 64	1.26	<.001	1.58	<.001	1.58	<.001	1.70	<.001	3.09	<.001	2.21	<.001	1.50	<.001
Year of data collection	1.18	<.001	1.26	<.001	1.06	.003	1.34	<.001	1.15	<.001	1.15	<.001	1.37	<.001
France	1.17	.011	1.17	.009	0.86	.012	1.42	<.001	0.38	<.001	1.63	<.001	5.25	<.001
UK	0.96	.481	1.00	.993	1.14	.020	1.40	<.001	0.55	<.001	0.89	.069	8.71	<.001
Canada	1.54	<.001	1.33	<.001	1.06	.291	1.66	<.001	1.12	.086	0.94	.326	1.84	<.001
Left-wing	1.02	.765	1.11	.077	1.20	.001	1.52	<.001	1.21	.005	0.83	.004	0.91	.087
Right-wing	1.17	.005	1.34	<.001	1.24	<.001	1.03	.663	1.38	<.001	1.61	<.001	1.40	<.001
Political interest	1.11	.024	1.58	<.001	1.97	<.001	1.49	<.001	2.27	<.001	1.52	<.001	1.53	<.001
Cox-Snell r-square	.036		.218		.146		.065		.240		.245		.218	

Males, those with no post-secondary education, seniors aged 65 or more, data collection in 2019, the US, and those who are moderate or have no political ideological position, and those with no political interest are the reference groups for the above. This model employs logistic regression and odds ratios are presented.

Table 6. Exposure to Political Content on Platform

	FB Exp(B)	p	Insta Exp(B)	P	TW Exp(B)	p	YouTub e Exp(B)	p	Reddit Exp(B)	p	Snapchat Exp(B)	p	WhatsApp Exp(B)	p
Females	1.01	.836	0.81	.001	0.74	<.001	0.72	<.001	0.78	.004	0.65	<.001	0.64	<.001
Post-secondary education	1.15	.007	1.33	<.001	1.34	<.001	1.09	.045	1.13	.160	1.17	.036	1.17	.013
Age 18 to 24	1.94	<.001	7.72	<.001	2.50	<.001	6.18	<.001	6.65	<.001	7.41	<.001	4.77	<.001
Age 25 to 34	2.20	<.001	4.86	<.001	2.36	<.001	4.02	<.001	5.86	<.001	4.95	<.001	4.72	<.001
Age 35 to 44	1.59	<.001	3.30	<.001	1.85	<.001	2.91	<.001	4.88	<.001	4.15	<.001	3.61	<.001
Age 45 to 54	1.35	<.001	1.91	<.001	1.28	.050	1.80	<.001	3.15	<.001	2.25	<.001	2.05	<.001
Age 55 to 64	1.15	.074	1.28	.074	0.97	.802	1.20	.012	1.56	.124	1.56	.069	1.40	.010
Year of data collection	0.99	.828	1.04	.216	1.05	.209	0.83	<.001	0.93	.074	1.05	.197	1.03	.397
France	0.55	<.001	0.62	<.001	0.98	.887	0.76	<.001	1.11	.461	0.90	.330	0.75	.004
UK	0.55	<.001	0.66	<.001	0.74	.002	0.59	<.001	0.64	<.001	0.64	<.001	0.53	<.001
Canada	0.84	.020	0.81	.011	1.09	.377	1.01	.911	0.91	.410	0.72	.002	0.72	.002
Left-wing	1.56	<.001	1.06	.437	1.62	<.001	1.04	.450	0.97	.802	0.80	.031	0.82	.022
Right-wing	1.32	<.001	1.64	<.001	1.48	<.001	1.45	<.001	1.99	<.001	1.91	<.001	1.87	<.001
Political interest	2.30	<.001	2.46	<.001	2.65	<.001	2.50	<.001	2.45	<.001	2.59	<.001	2.19	<.001
Cox-Snell r-square	.070		.150		.088		.134		.105		.146		.148	
Sample size	9,488		5,411		4,858		10,100		2,834		3,565		5,312	

Males, those with no post-secondary education, seniors aged 65 or more, data collection in 2019, the US, and those who are moderate or have no political ideological position, and those with no political interest are the reference groups for the above. This model employs logistic regression and odds ratios are presented.

Table 7. Posting Political Content to Platforms

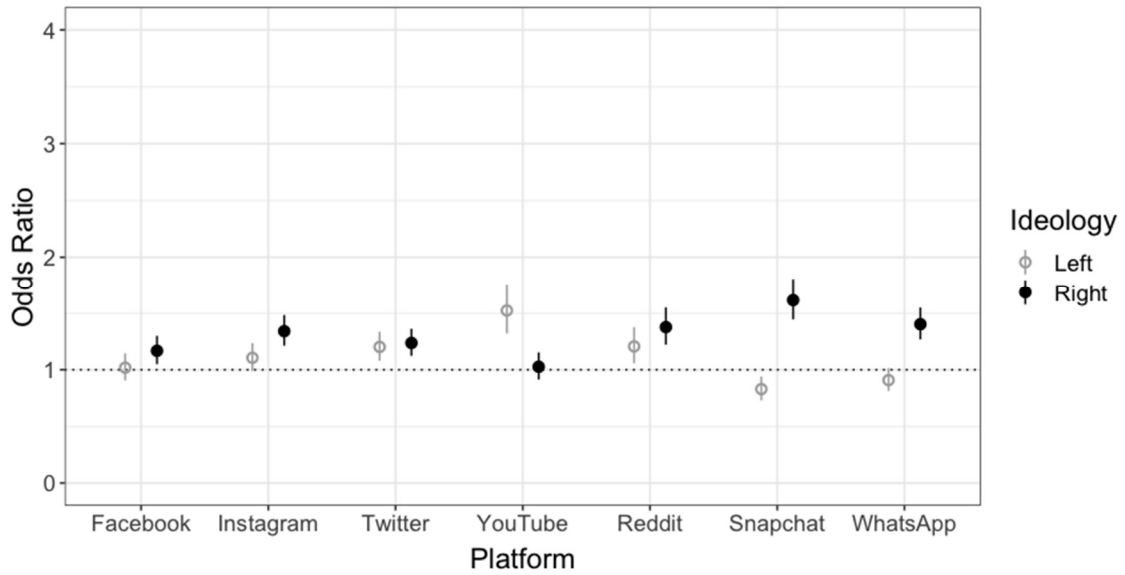
	FB Exp(B)	p	Insta Exp(B)	p	TW Exp(B)	p	YouTube Exp(B)	p	Reddit Exp(B)	p	Snapchat Exp(B)	p	WhatsApp Exp(B)	p
Females	0.68	<.001	0.61	<.001	0.66	<.001	0.66	<.001	0.70	<.001	0.57	<.001	0.64	<.001
Post-secondary education	0.99	.921	1.04	.612	1.07	.323	1.19	.004	1.09	.404	1.10	.306	1.02	.835
Age 18 to 24	5.25	<.001	7.93	<.001	4.20	<.001	13.04	<.001	6.53	<.001	3.75	<.001	13.51	<.001
Age 25 to 34	4.89	<.001	6.74	<.001	4.37	<.001	10.82	<.001	5.67	<.001	4.22	<.001	10.33	<.001
Age 35 to 44	3.72	<.001	5.27	<.001	3.17	<.001	8.61	<.001	4.86	<.001	4.31	<.001	8.06	<.001
Age 45 to 54	2.21	<.001	2.55	<.001	1.60	.001	4.06	<.001	2.66	.013	2.16	.012	3.78	<.001
Age 55 to 64	1.44	<.001	1.78	.009	1.27	.125	1.73	<.001	1.46	.406	1.53	.223	1.76	.009
Year of data collection	0.87	<.001	1.05	.145	0.95	.132	1.04	.223	1.03	.543	0.99	.763	0.88	.006
France	1.17	.031	1.44	<.001	1.51	<.001	1.36	<.001	2.64	<.001	1.38	.011	0.77	.068
UK	0.72	<.001	0.89	.228	0.77	.005	0.87	.103	1.27	.067	0.93	.580	0.43	<.001
Canada	0.90	.133	0.80	.024	0.89	.229	0.89	.131	0.85	.171	0.90	.414	0.65	.003
Left-wing	1.14	.054	0.72	.001	0.96	.682	0.58	<.001	0.47	<.001	0.73	.013	0.83	.123
Right-wing	2.17	<.001	2.38	<.001	2.49	<.001	2.37	<.001	2.96	<.001	2.35	<.001	2.20	<.001
Political interest	2.44	<.001	1.88	<.001	2.06	<.001	1.70	<.001	1.48	<.001	1.74	<.001	1.79	<.001
Exposure to poli.info on platform	9.12	<.001	13.02	<.001	9.27	<.001	12.83	<.001	13.44	<.001	23.44	<.001	35.33	<.001
Cox-Snell r-square	.232		.331		.259		.250		.333		.407		.461	
Sample size	9,488		5,411		4,858		10,100		2,833		3,565		5,312	

Males, those with no post-secondary education, seniors aged 65 or more, data collection in 2019, the US, and those who are moderate or have no political ideological position, those with no political interest, and those who have not seen any political information on the platform are the reference groups for the above. This model employs logistic regression and odds ratios are presented.

Table 8. Summary of findings

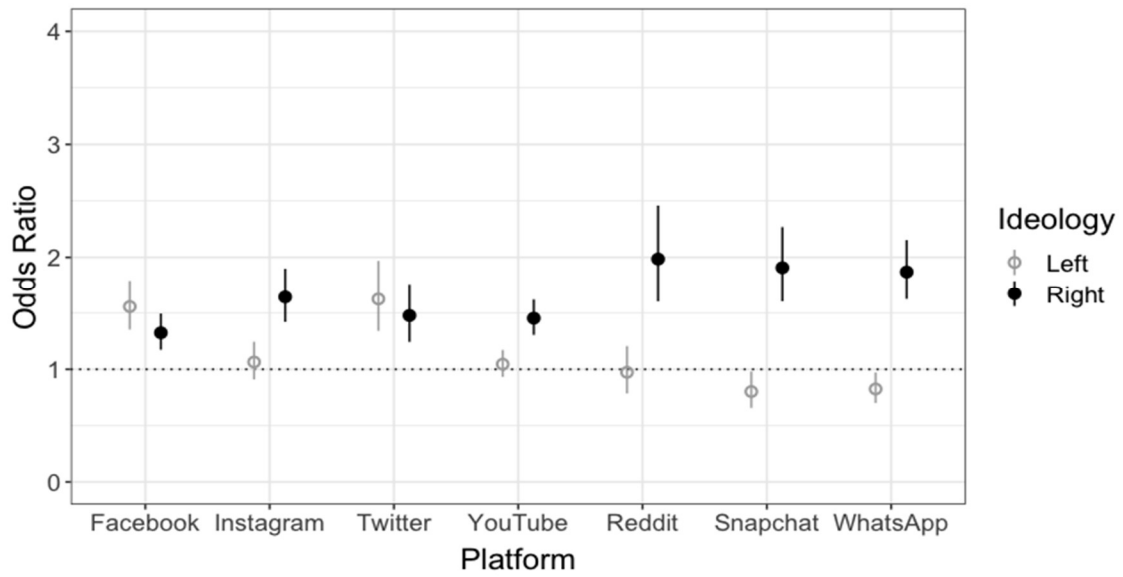
DV:	Ideology and platform differences
a) Adoption of platforms	Those on the right are more likely to adopt six of the seven platforms (Table 5; Figure 1; Appendix Table 2). Left vs. right differences are strongest for Snapchat and WhatsApp (Figure 1).
b) Exposure to political information	Those on the right are more likely to report exposure to political content but the relationship is weakest on Facebook (Table 6; Figure 2; Appendix Table 3). Left vs. right differences are strongest for Snapchat, WhatsApp, and Reddit (Figure 2).
c) Posting political information	Those on the right are more likely to post on all platforms (Table 7; Figure 4; Appendix Table 4). Left vs. right differences are strongest for Reddit (Figure 4).

Figure 1. Marginals of ideology and platform adoption
(Logistic regression, odds ratios)



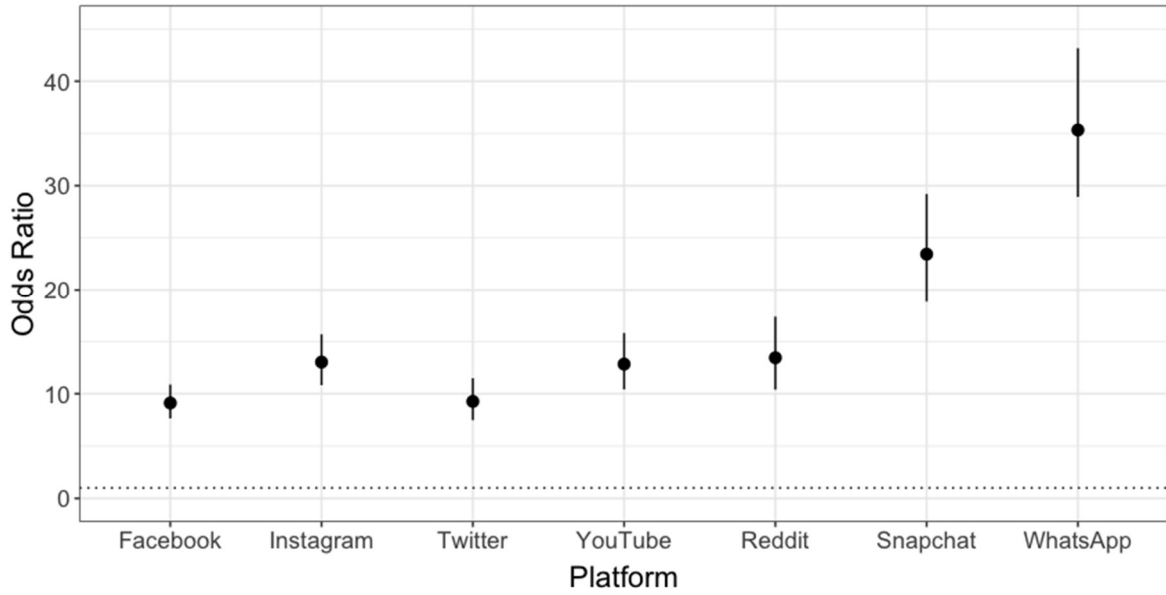
The marginal estimates include the 95% confidence interval.

Figure 2. Marginals of political ideology and exposure to political content
(Logistic regression, odds ratios)



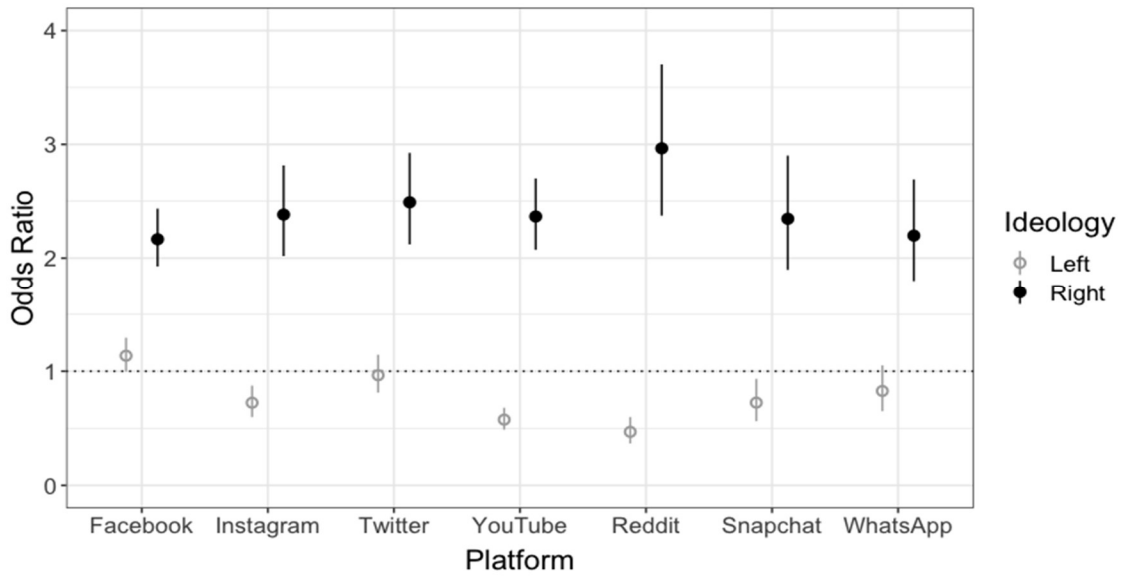
The marginal estimates include the 95% confidence interval.

Figure 3. Marginals of exposure to political information and posting political content (Logistic regression, odds ratios)



The marginal estimates include the 95% confidence interval.

Figure 4. Marginals of ideology and posting political content (Logistic regression, odds ratios)



The marginal estimates include the 95% confidence interval.

Social Media Platforms for Politics: A Comparison of Facebook, Instagram, Twitter, YouTube, Reddit, Snapchat, and WhatsApp

Appendix Table 1. Country Comparison Based on the *Digital News Report*

	Canada	France	United Kingdom	United States
Population	37M	65M	67M	327M
Internet penetration	90%	92%	95%	96%
Use online news	79%	67%	74%	66%
Share news on social media	20%	27%	22%	31%
Facebook	69%	60%	65%	58%
...For news	41%	39%	23%	28%
YouTube	67%	57%	59%	60%
...For news	27%	24%	10%	23%
Instagram	35%	31%	34%	31%
...For news	13%	12%	5%	8%
Twitter	20%	17%	31%	25%
...For news	11%	10%	16%	13%
WhatsApp	22%	38%	66%	15%
...For news	8%	15%	14%	6%

Source: Newman et al., 2021

Appendix Table 2. Robustness Check on the Frequency of Platform Use using the Original Variables

	FB B	p	Insta B	p	TW B	p	YouTube B	p	Reddit B	p	Snapchat B	p	Whats App B	p
Females	0.10	<.001	0.08	<.001	-0.08	<.001	-0.06	<.001	-0.08	<.001	0.05	<.001	0.03	.001
Educ (4-gr)	-0.03	<.001	0.04	<.001	0.04	<.001	0.00	.716	0.05	<.001	-0.01	.512	0.13	<.001
Age (18-100)	-0.14	<.001	-0.51	<.001	-0.37	<.001	-0.41	<.001	-0.44	<.001	-0.52	<.001	-0.28	<.001
Year of data collection	-0.01	.247	0.04	<.001	-0.02	.027	0.02	.048	0.01	.328	0.01	.111	0.10	<.001
France	0.01	.203	0.00	.999	-0.05	<.001	0.01	.572	-0.13	<.001	0.05	<.001	0.26	<.001
UK	0.00	.743	0.00	.854	0.01	.290	0.02	.051	-0.11	<.001	-0.02	.018	0.41	<.001
Canada	0.07	<.001	0.02	.018	-0.01	.168	0.07	<.001	-0.01	.295	-0.02	.011	0.09	<.001
Ideology (11-pt)	0.02	.033	0.03	<.001	0.00	.817	-0.04	<.001	0.04	<.001	0.08	<.001	0.07	<.001
Political interest (4-pt)	0.05	<.001	0.13	<.001	0.21	<.001	0.16	<.001	0.19	<.001	0.12	<.001	0.10	<.001
R-square	.037		.278		.177		.182		.245		.277		.243	

Males, data collection in 2019, and the US are the reference groups for the above. This model employs ordinary least squares regression and standardized slopes are presented.

Appendix Table 3. Robustness Check on the Exposure to Political Content on Platform using the Original Variables

	FB B	p	Insta B	p	TW B	p	YouTube B	p	Reddit B	p	Snapchat B	p	Whats App B	p
Females	0.05	<.001	-0.02	.234	-0.03	.063	-0.07	<.001	-0.05	.006	-0.08	<.001	-0.06	<.001
Educ (4-gr)	0.02	.026	0.06	<.001	0.05	<.001	0.01	.432	0.05	.008	0.05	.003	0.06	<.001
Age (18-100)	-0.14	<.001	-0.30	<.001	-0.13	<.001	-0.31	<.001	-0.21	<.001	-0.23	<.001	-0.25	<.001
Year of data collection	-0.03	.002	0.02	.095	-0.02	.102	-0.07	<.001	-0.06	.001	0.00	.830	0.00	.949
France	-0.16	<.001	-0.08	<.001	-0.08	<.001	-0.08	<.001	-0.02	.208	-0.02	.192	-0.09	<.001
UK	-0.15	<.001	-0.10	<.001	-0.12	<.001	-0.12	<.001	-0.10	<.001	-0.10	<.001	-0.17	<.001
Canada	-0.07	<.001	-0.06	<.001	-0.06	<.001	-0.02	.025	-0.04	.055	-0.08	<.001	-0.09	<.001
Ideology (11-pt)	0.00	.887	0.09	<.001	-0.04	.003	0.07	<.001	0.11	<.001	0.17	<.001	0.16	<.001
Political interest (4-pt)	0.30	<.001	0.28	<.001	0.32	<.001	0.30	<.001	0.29	<.001	0.29	<.001	0.24	<.001
R-square	.142		.193		.145		.200		.158		.204		.202	

Males, data collection in 2019, and the US are the reference groups for the above. This model employs ordinary least squares regression and standardized slopes are presented.

Appendix Table 4. Robustness Check on the Posting Political Content to Platforms using the Original Variables

	FB B	p	Insta B	p	TW B	p	YouTube B	p	Reddit B	p	Snapchat B	p	Whats App B	p
Females	-0.07	<.001	-0.07	<.001	-0.07	<.001	-0.05	<.001	-0.04	.004	-0.05	<.001	-0.03	.001
Educ (4-gr)	0.01	.289	0.01	.194	0.03	.012	0.04	<.001	0.03	.026	0.03	.021	0.00	.971
Age (18-100)	-0.25	<.001	-0.18	<.001	-0.23	<.001	-0.26	<.001	-0.14	<.001	-0.09	<.001	-0.18	<.001
Year of data collection	-0.03	<.001	0.01	.347	-0.01	.502	0.03	<.001	0.02	.153	0.01	.550	-0.02	.065
France	0.04	<.001	0.03	.018	0.07	<.001	0.04	<.001	0.11	<.001	0.04	.006	-0.03	.057
UK	-0.03	.003	-0.01	.397	-0.04	.018	-0.02	.134	0.04	.014	0.02	.296	-0.08	<.001
Canada	-0.02	.052	-0.04	.003	-0.03	.086	-0.03	.008	-0.04	.036	0.00	.762	-0.05	<.001
Ideology (11-pt)	0.13	<.001	0.17	<.001	0.19	<.001	0.18	<.001	0.27	<.001	0.14	<.001	0.11	<.001
Political interest (4-pt)	0.22	<.001	0.14	<.001	0.20	<.001	0.11	<.001	0.10	<.001	0.10	<.001	0.09	<.001
Exposure to poli.info on platform (4-pt)	0.31	<.001	0.45	<.001	0.30	<.001	0.32	<.001	0.41	<.001	0.58	<.001	0.62	<.001
R-square	.287		.393		.288		.287		.374		.490		.577	

Males, data collection in 2019, and the US are the reference groups for the above. This model employs ordinary least squares regression and standardized slopes are presented.